




Single Fiber Fusion Splicer Fujikura 12S

Lightspeed mobility
—The FTTH splicer—



Single Fiber Fusion Splicer

Fujikura 12S

Fixed v-groove, Dual-axis observation system

SPECIFICATIONS

Applicable fibers	Single / SMF (G.652/657), MMF (G.651), DSF (G.653), NZDSF (G.655)
Cladding dia./ Sheathe dia.	125 μm / 160μm to 3mm by fiber holder system
Cleave length	5mm to 13mm
Splice mode / heating mode	Total 100 splice modes / 30 heating modes
Typical splice loss	0.05dB (SM), 0.02dB (MM), 0.08dB (DS) and 0.08dB (NZDS) Measured by cut-back method relevant to ITU-T and IEC standards.
Splice time / tube heating time	Typical 15sec with SM / Typical 30sec with FP-03(60mm) sleeve
Splice result storage	Last 2000 splices
Viewing methods / magnification	2 axis CMOS camera with 4.47" color LCD. 100X magnification.
Tension test	1.96 to 2.25N
Applicable protection sleeve	60mm, 40mm and Fujikura micro sleeves
No. of splice / heating per battery full charge	Typical 100 cycles with BTR-10
Electrode life	3000 splices
Size / weight	121W x 162D x 57H mm / 776g (including battery)
Operating condition	Altitude : 0 to 3,660m above sea level, Wind : 15m/sec Temperature : -10 to 50deg C, Humidity : 0 to 95%RH, non-dew
Other features	PC software upgrade / data management
Resistance features	Shock resistance : 76cm (30inch) bottom surface drop*1 Dust resistance : Exposure to dust (0.1 to 500μm dia. Alumina Silicate).*1 Rain resistance : H=10mm/hr for 10min*1

*1: Carried out in Fujikura labs in Japan. The shock resistance, dust resistance and rain resistance test do not guarantee that the product will not be damaged under these conditions.

STANDARD PACKAGE

Description	Model No.	Q'ty
Fusion splicer	12S With BTR-10 and ELCT2-12	1pc.
AC adapter	ADC-19	1pc.
AC power cord	ACC-XX	1pc.
Carrying case	CC-29	1pc.
Spare electrodes	ELCT2-12	1pair
Instruction manual CD	M-12	1pc.
Quick reference guide	M-12S-E	1pc.
Alcohol pot	AP-01	1pc.
Screw driver	SD-01	1pc.

OPTIONAL ITEMS

Description	Model No.
Fiber holder	FH-60-250 (coating dia. of 250μm)
	FH-60-900 (coating dia. of 900μm)
	FH-60-DC250 (coating dia. of 250μm in drop cable)
	FH-FC-20 (coating dia. of 900μm in 2.0mm Sheathe code)
Battery pack	FH-FC-30 (coating dia. of 900μm in 3.0mm Sheathe code)
	FH-60-LT900 (900μm dia. loose buffer fiber)
	BTR-10
Electrodes	ELCT2-12


ACCESSORIES

Description	Model No.
High precision single fiber cleaver	CT-05 (for single fiber)
High precision fiber cleaver	CT-30 series (for single to 12 ribbon fibers)
Primary coat stripper	PS-02
Nylon jacket stripper	JS-01
Protection sleeve	FP-03 / 03 (L=40) and FPS01 series

STANDARD PACKAGE



OPTIONAL ITEMS



Specifications and descriptions are subject to change without prior notice.

913-10-0763-142-95-00


Printed in Japan 1212-1212-3000-IPL

Spleissplatz Fujikura 12S




Abbildungen ähnlich

Im Lieferumfang „Spleissplatz“ enthalten:	Bestell-Nummern	Spleissplatz	Werkzeugset Basis
Spleissgerät	12S	X	
Faserhalter 0,25mm	FH-60-250	X	
Faserhalter 0,9mm	FH-60-900	X	
Ersatzelektroden	ELCT2-12	X	
Transportkoffer	CC-29	X	
Bedienungsanleitung auf CD	Manual 12S	X	
externes Netzteil/Ladegerät	ADC-19	X	
Netzkabel	ACC-11	X	
interner Akku	BTR-10	X	
Schraubendreher für Elektrodentausch	SD-01	X	
Glasfasertrenngerät inkl. Restebehälter	CT-30A2	X	
Abstreifwerkzeug für 250µm Primärcoating	Millerzange		X
Kevlar-Schere mit Welschliff und Bruchkerbe	Kevlar-Schere		X
Abstreifwerkzeug f. Fasern mit 0,9mm Coating	NN305		X
Hohladerschneider	LTC-02		X
Alkoholbehälter mit Dosierpumpe u. Verriegelung	CP41		X
extrafeine Wattestäbchen Huby	BB-002		X
Präzisionswischtücher (1 Karton à 280Stk.)	Kimtech Science		X
Optionales Zubehör			
Faserhalter für Anschlussleitungen	FH-60-DC250		
Faserhalter für 0,9mm Loose Tube Adern	FH-60-LT900		
Faserhalter für 2mm Anschlussleitungen	FH-FC-20		
Faserhalter für 3mm Anschlussleitungen	FH-FC-30		
Spleisschutzpresse für Krimpspleisschutz	Spleisschutzpresse		



Änderungen der technischen Daten und des Lieferumfangs sind jederzeit möglich. Keine Haftung für Druckfehler und Irrtümer.





www.eurolan.de

EUROLAN GmbH

Harburgerstr. 2-4
27383 Scheeßel

Amtsgericht Walsrode HRB 71573 email: eurolan@eurolan.de

Tel 0049 4263 985480

Fax 0049 4263 985489

-20131014

